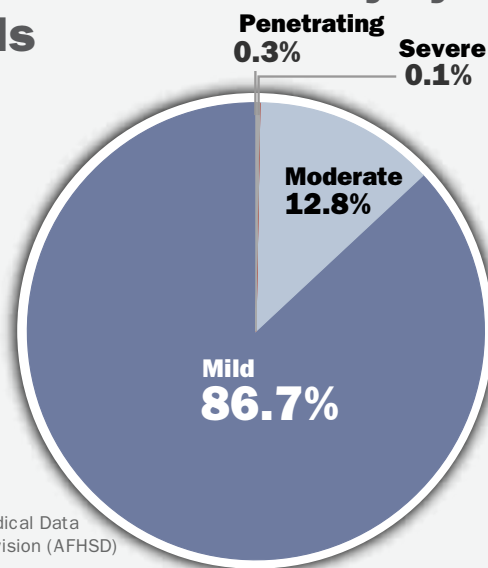




DOD Numbers for Traumatic Brain Injury Worldwide — Totals

2022 Q1

Penetrating	16
Severe	7
Moderate	603
Mild	4,088
Total - All Severities	4,714



Source: Defense Medical Surveillance System (DMSS), Theater Medical Data Store (TMDS) provided by the Armed Forces Health Surveillance Division (AFHSD)
Prepared by the Traumatic Brain Injury Center of Excellence (TBICoE)

*Percent may not add to 100% due to rounding

2022 Q1, as of May 10, 2022

Definitions and Revisions

Effective March 2020, the Armed Forces Health Surveillance Division (AFHSD) resumed the distribution of data from the Defense Medical Surveillance System (DMSS) used in this report. The current report reflects up-to-date data from the AFHSD since 2000.

From 2018 (Q2) through 2019 (Q3), AFHSD temporarily halted the distribution of the data used in this report and the Traumatic Brain Injury Center of Excellence (TBICoE) used the MHS Data Repository to ensure this report was completed on a timely basis. While TBICoE used a different data source, the approach was consistent with the historical methodology.

Effective October 2015, the International Classification of Diseases was updated. With the improved information, more moderate traumatic brain injuries can be counted. Previously, some cases were categorized as “unclassifiable” severity due to more limited surveillance information. Also in 2015, the Assistant Secretary of Defense clarified the TBI case definition. A subsequent review found that some of the remaining “unclassifiable” cases were likely moderate TBI. This change also will contribute to higher counts of moderate TBI surveillance cases.

Worldwide numbers represent medical diagnoses of TBI that occurred anywhere U.S. forces are located including the continental United States since 2000.

Concussion/Mild TBI is characterized by the following: Confused or disoriented state which lasts less than 24 hours; or loss of consciousness for up to 30 minutes; or memory loss lasting less than 24 hours. Excludes penetrating TBI. A CT scan is not indicated for most patients with a Mild TBI. If obtained, it is normal.

Moderate TBI is characterized by the following: Confused or disoriented state which lasts more than 24 hours; or loss of consciousness for more than 30 minutes, but less than 24 hours; or memory loss lasting greater than 24 hours but less than seven days; or meets criteria for Mild TBI except an abnormal CT scan is present. Excludes penetrating TBI. A structural brain imaging study may be normal or abnormal.

Severe TBI is characterized by the following: Confused or disoriented state which lasts more than 24 hours; or loss of consciousness for more than 24 hours; or memory loss for more than seven days. Excludes penetrating TBI. A structural brain imaging study may be normal but usually is abnormal.

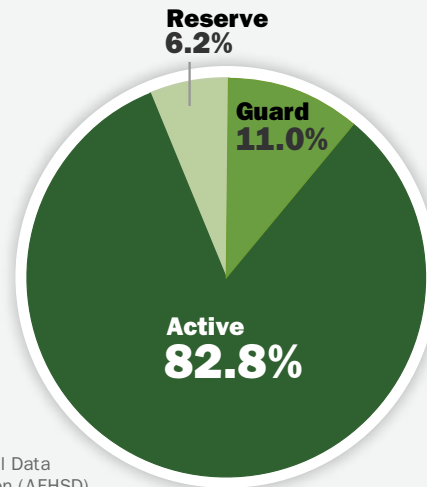
Penetrating TBI, or open head injury, is characterized by the following: A head injury in which the scalp, skull and dura mater (the outer layer of the meninges) are penetrated. Penetrating injuries can be caused by high-velocity projectiles or objects of lower velocity such as knives, or home fragments from a skull fracture that are driven into the brain.



DOD Numbers for Traumatic Brain Injury Worldwide — Army

2022 Q1

Active	2,156
Guard	286
Reserve	162
Total - Army	2,604



Source: Defense Medical Surveillance System (DMSS), Theater Medical Data Store (TMDS) provided by the Armed Forces Health Surveillance Division (AFHSD)
Prepared by the Traumatic Brain Injury Center of Excellence (TBICoE)

*Percent may not add to 100% due to rounding

2022 Q1, as of May 10, 2022

Service	Component	Severity	Diagnosed
Army	Active	Penetrating	4
		Severe	5
		Moderate	248
		Mild	1,899
		Not Classifiable	-
	Guard	Penetrating	1
		Severe	-
		Moderate	42
		Mild	243
		Not Classifiable	-
	Reserve	Penetrating	-
		Severe	-
		Moderate	22
		Mild	140
		Not Classifiable	-

2022 Q1, as of May 10, 2022

Source: Defense Medical Surveillance System (DMSS), Theater Medical Data Store (TMDS) provided by the Armed Forces Health Surveillance Division (AFHSD).

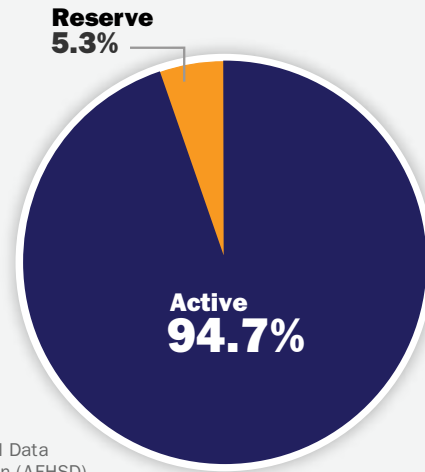
Prepared by the Traumatic Brain Injury Center of Excellence (TBICoE)



DOD Numbers for Traumatic Brain Injury Worldwide — Navy

2022 Q1

Active	719
Reserve	40
Total - Navy	759



Source: Defense Medical Surveillance System (DMSS), Theater Medical Data Store (TMDS) provided by the Armed Forces Health Surveillance Division (AFHSD)

Prepared by the Traumatic Brain Injury Center of Excellence (TBICoE)

*Percent may not add to 100% due to rounding

2022 Q1, as of May 10, 2022

Service	Component	Severity	Diagnosed
Navy	Active	Penetrating	5
		Severe	1
		Moderate	97
		Mild	616
		Not Classifiable	-
	Reserve	Penetrating	1
		Severe	-
		Moderate	7
		Mild	32
		Not Classifiable	-

2022 Q1, as of May 10, 2022

Source: Defense Medical Surveillance System (DMSS), Theater Medical Data Store (TMDS) provided by the Armed Forces Health Surveillance Division (AFHSD).

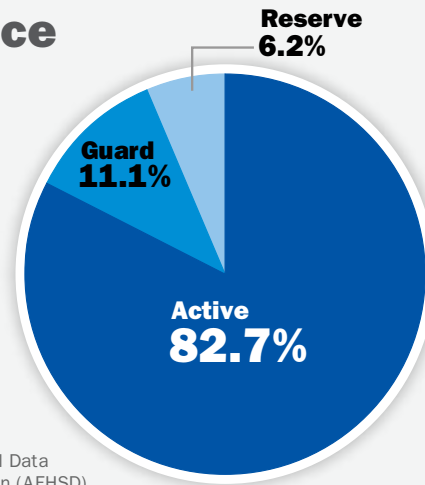
Prepared by the Traumatic Brain Injury Center of Excellence (TBICoE)



DOD Numbers for Traumatic Brain Injury Worldwide — Air Force

2022 Q1

Active	601
Guard	81
Reserve	45
Total - Air Force	727



Source: Defense Medical Surveillance System (DMSS), Theater Medical Data Store (TMDS) provided by the Armed Forces Health Surveillance Division (AFHSD)

Prepared by the Traumatic Brain Injury Center of Excellence (TBICoE)

*Percent may not add to 100% due to rounding

2022 Q1, as of May 10, 2022

Service	Component	Severity	Diagnosed
Air Force	Active	Penetrating	4
		Severe	1
		Moderate	75
		Mild	521
		Not Classifiable	-
	Guard	Penetrating	-
		Severe	-
		Moderate	11
		Mild	70
		Not Classifiable	-
	Reserve	Penetrating	-
		Severe	-
		Moderate	8
		Mild	37
		Not Classifiable	-

2022 Q1, as of May 10, 2022

Source: Defense Medical Surveillance System (DMSS), Theater Medical Data Store (TMDS) provided by the Armed Forces Health Surveillance Division (AFHSD).

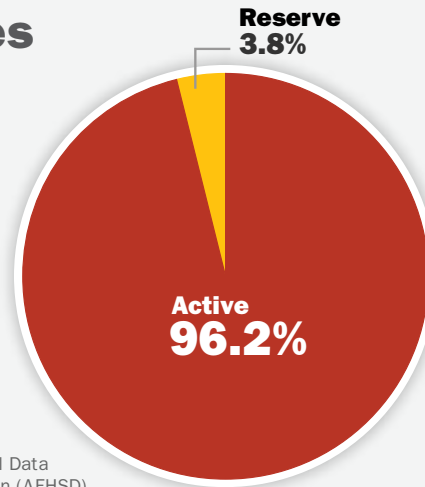
Prepared by the Traumatic Brain Injury Center of Excellence (TBICoE)



DOD Numbers for Traumatic Brain Injury Worldwide — Marines

2022 Q1

Active	600
Reserve	24
Total - Marines	624



Source: Defense Medical Surveillance System (DMSS), Theater Medical Data Store (TMDS) provided by the Armed Forces Health Surveillance Division (AFHSD)

Prepared by the Traumatic Brain Injury Center of Excellence (TBICoE)

*Percent may not add to 100% due to rounding

2022 Q1, as of May 10, 2022

Service	Component	Severity	Diagnosed
Marines	Active	Penetrating	1
		Severe	-
		Moderate	92
		Mild	507
		Not Classifiable	-
	Reserve	Penetrating	-
		Severe	-
		Moderate	1
		Mild	23
		Not Classifiable	-

2022 Q1, as of May 10, 2022

Source: Defense Medical Surveillance System (DMSS), Theater Medical Data Store (TMDS) provided by the Armed Forces Health Surveillance Division (AFHSD).

Prepared by the Traumatic Brain Injury Center of Excellence (TBICoE)